



# Technical Data

Specification & Capacities

# JF545



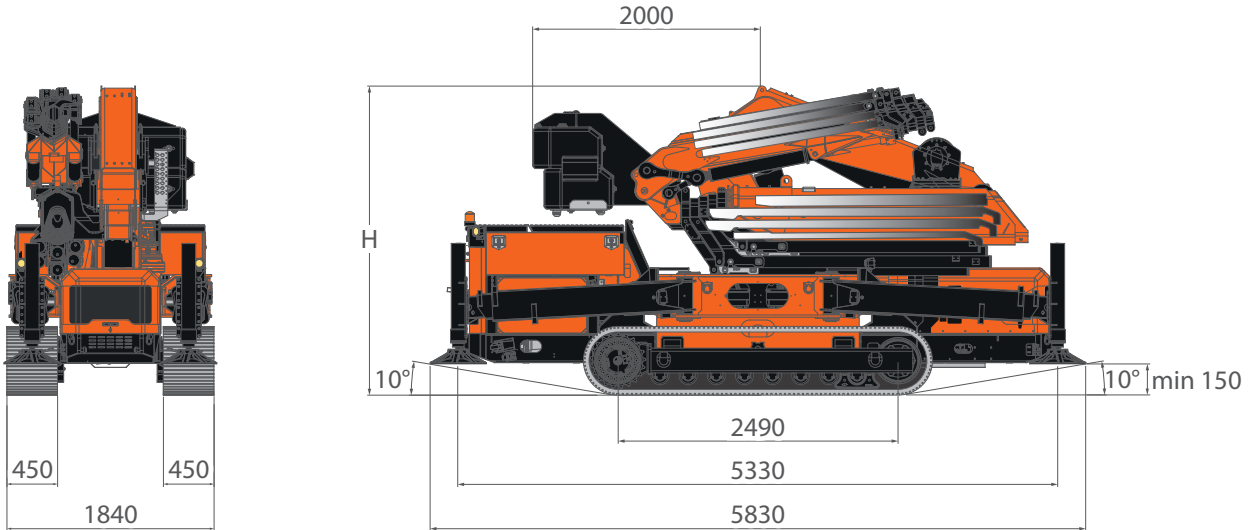
EN 12999:2020

14.03.2024 | Rev3.0

[m] [kg]

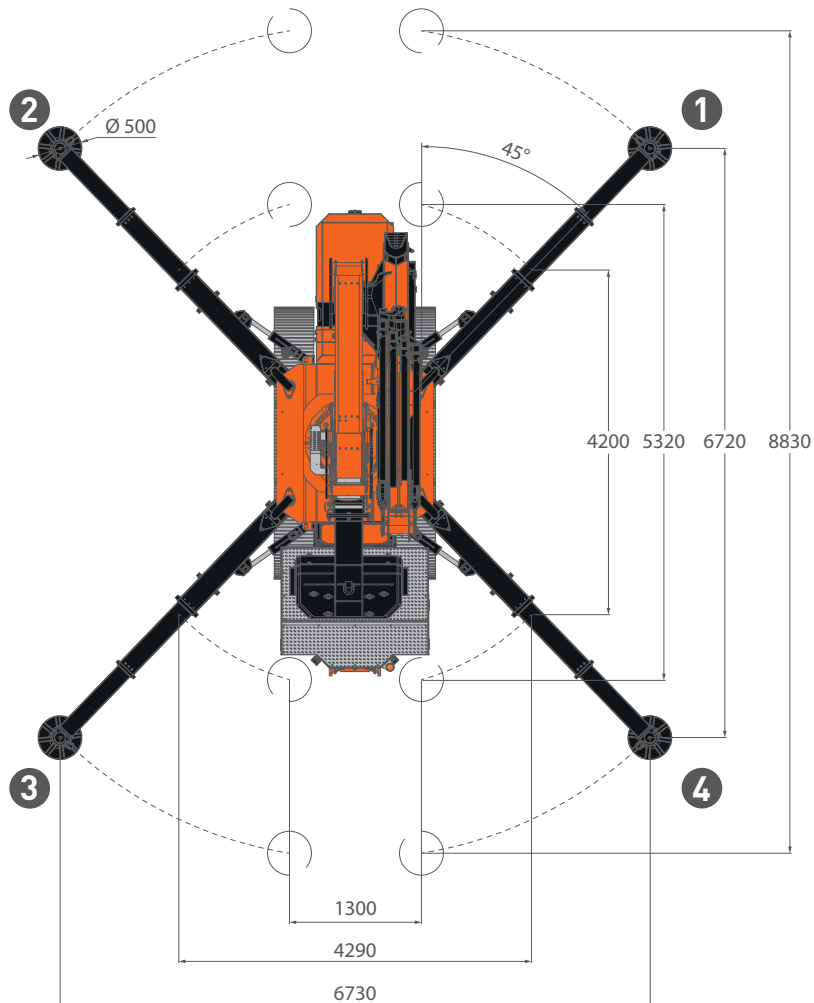
## OVERALL DIMENSIONS

(with jib and low marking pads)



H	WITH V20 winch	2830
	WITH V30 winch	2900

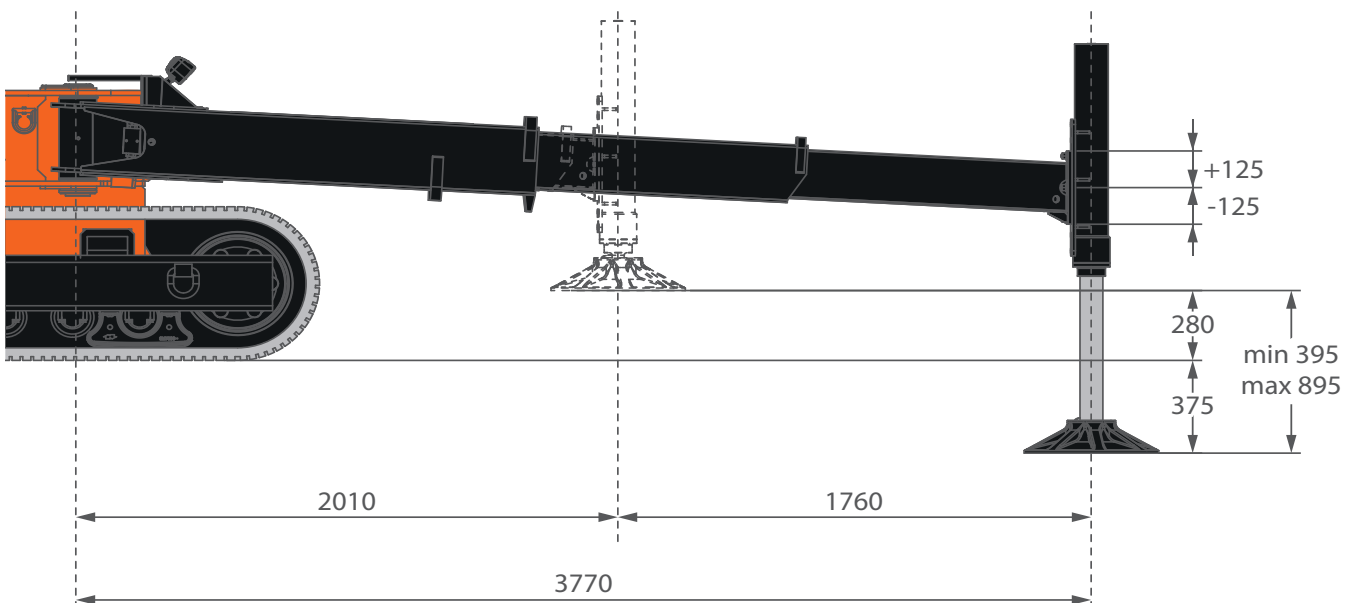

## STABILIZATION AREAS



Min stability angle: 0°  
Max stability angle: 45°

[mm]

## STABILIZATION ADJUSTMENT



[mm]

## OVERALL INFORMATIONS

		DESCRIPTION	U.M	VALUE	
CRANE INFO		OVERALL DIMENSIONS	Height	mm	2.830
			Length		5.830
			Width		1.840
		BOOM	Length	m	16,3
			Speed	s	42*
		SLEWING	Angle	°	360°
			Speed	rpm	0,67
		LIFTING	Working Angle	°	0°/80°
			Speed	s	Primary: 37 Secondary: 47
		Max Capacity		kg	15.500
		Max Outrigger Bearing Load		kg	11.250 <sup>†</sup>
		Track load		kg/cm <sup>2</sup>	0,85
		Travel Speed	Slow	km/h	1
			Fast		2
	Gradeability		°	20° (36%) <sup>‡</sup>	
	Working Temperature		°C	-10°/+40°	


\*: Timing without load, fully stabilized and without XP


<sup>†</sup>: Static lifting







<sup>‡</sup>: Engine work limit



## OVERALL INFORMATIONS

<b>WEIGHT</b>		<b>CRANE</b>	JF545 (with activation)	kg	13.700* †
			Counterweight		3.500



<b>HOOKBLOCKS</b>		<b>HOOK BLOCK</b>	Single Fall	kg	47
			Double Fall		58
			Single Fall Jib		74


<b>ACCESSORIES</b>		<b>JIB</b>	JIBL426	With activation	kg	1.260
				Without activation		1.140
		<b>MANUAL EXTENSIONS</b>	ME1-545.6	kg	95	
			ME2-545.6		70	
			ME3-545.6		45	
			MEH-545.6		90	
			MEH-JIB3000.6HA		23	
			ME1-JIB3000.6HA		36	
		<b>LOW MARKING PADS</b>	WTP-JFM (x92)	kg	300	
		<b>OUTRIGGERS MATS</b>	OM500 (x4)	kg	92	
		<b>POWERPACK</b>	3-Phase Power pack	kg	80	
		<b>PLE</b>	MWP-2PG.JIB3000.6HA	kg	150	
			MWP-2PGR.JIB3000.6HA		207	

\*: Dry weight

†: Estimated fluids weight = 150 kg

## OVERALL INFORMATIONS

ENGINE		DIESEL ENGINE	Power		
			kW	55,4	
			HP	74	
	Tank capacity		L	75	
		ELECTRIC	Voltage		
			V	400	
		Power		kW	13

HYDRAULIC SYSTEM		Maximum Working Pressure		bar	345	
		Tank Capacity		L	200	
		OIL	Type		Mineral	ISO 6743-4:HV
			Viscosity Grade		VG	46
		DIESEL MAIN PUMP	Type		Variable Flow Pump LS	
			Displacement		cm <sup>3</sup> /rev	80
			Max Oil Flow		L/min	160
		ELECTRIC MAIN PUMP	Type		Variable Flow Pump LS	
			Displacement		cm <sup>3</sup> /rev	45
			Max Oil Flow		L/min	60

## WINCH PERFORMANCE

### W2000-JFM

WINCH	Layer		Max pull line	Standard rope speed
			daN	m/min
	1		2.000*	45
	4		-*	57,5
ROPE	Wire rope	Max load	Ø	Total length
		daN	mm	m
	19x7 avvolgimento destro. Anti-Rotazione	12.750	12	60

HOOK BLOCK	Block type	Load	N° of	
			Sheaves	Lines
		kg		
	Single fall block	2.000	-	1
	Double fall block	3.500	1	2
	Triple fall block	6.000	1	3

### W3000-JFM

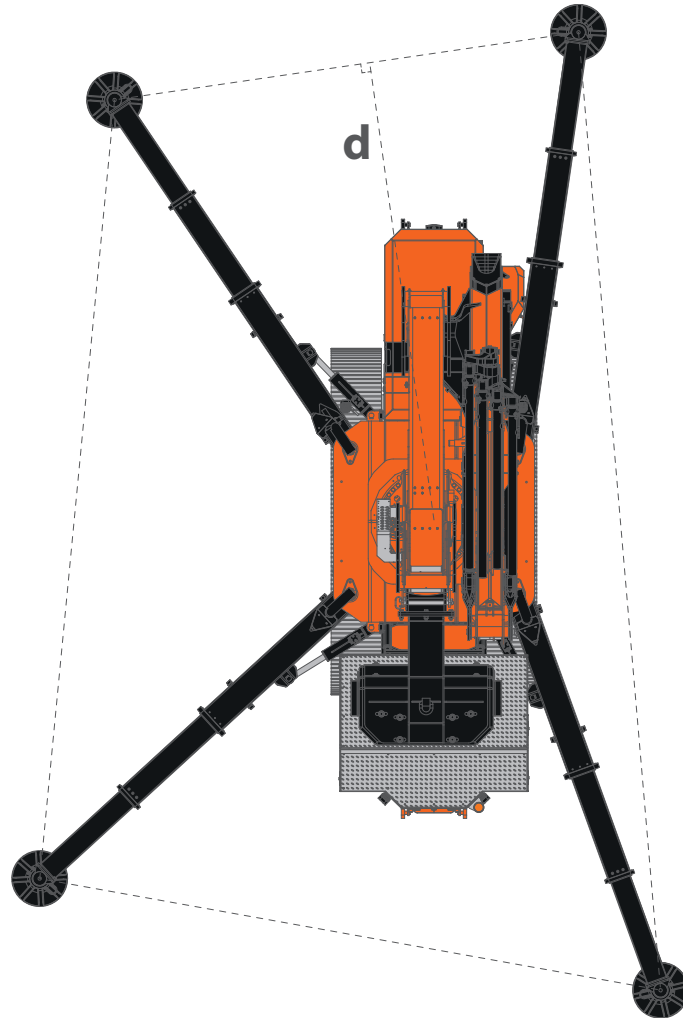
WINCH	Layer		Max pull line	Standard rope speed
			daN	m/min
	1		3.000†	28
	3		-†	36
ROPE	Wire rope	Max load	Ø	Total length
		daN	mm	m
	19x7 avvolgimento destro. Anti-Rotazione	18.600	14	60

HOOK BLOCK	Block type	Load	N° of	
			Sheaves	Lines
		kg		
	Single fall block	3.000	-	1
	Double fall block	6.000	1	2

\*: LMI limited at 2.000 kg

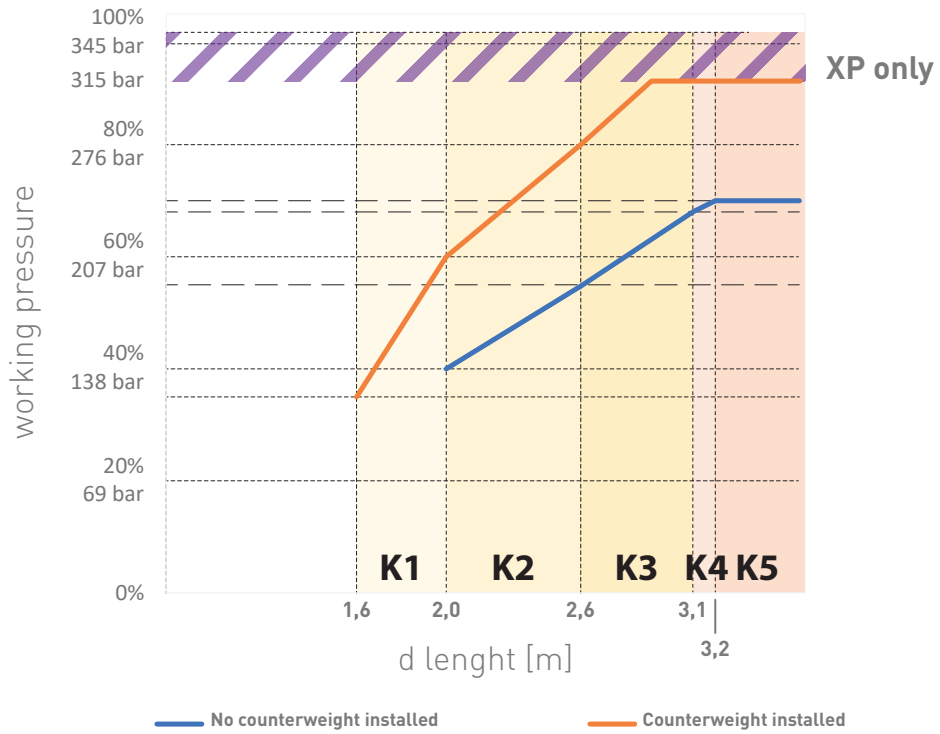
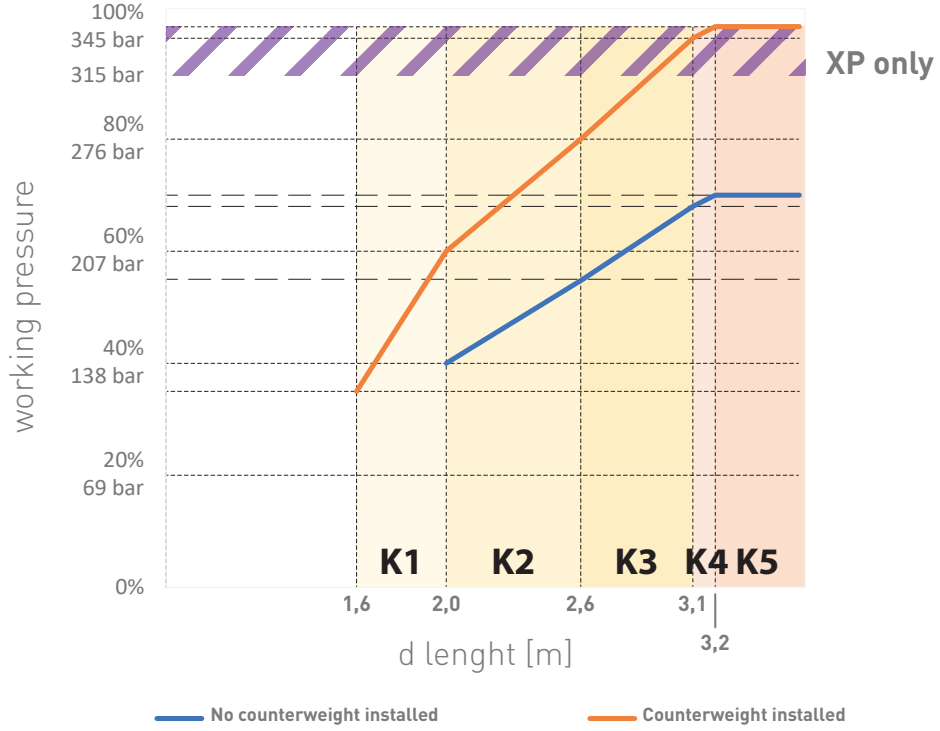
†: LMI limited at 3.000 kg

## CRANE PERFORMANCE

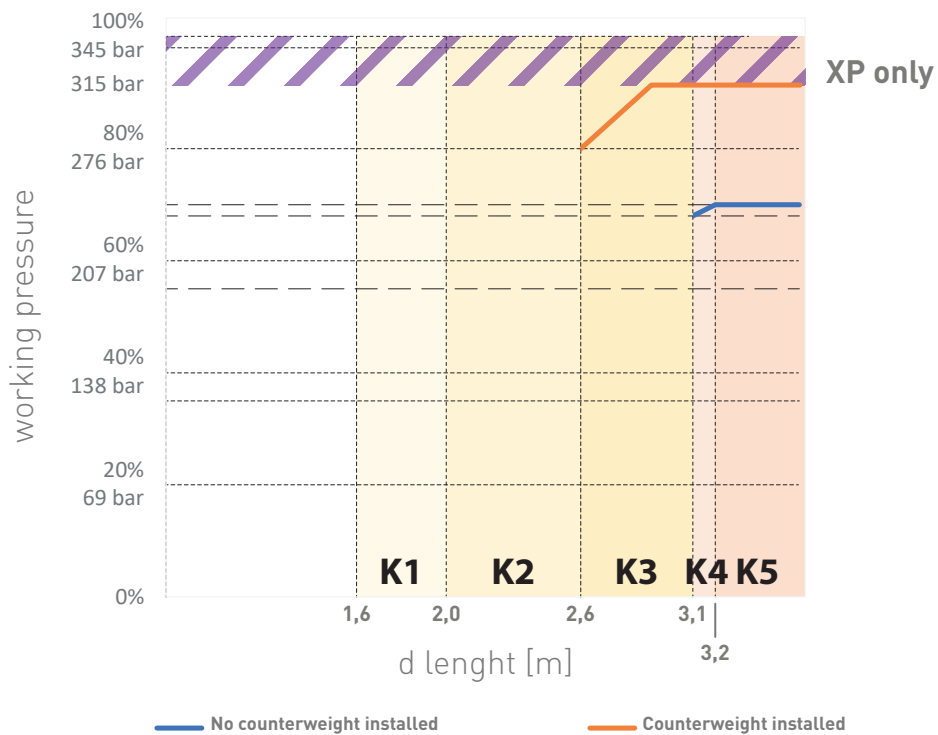
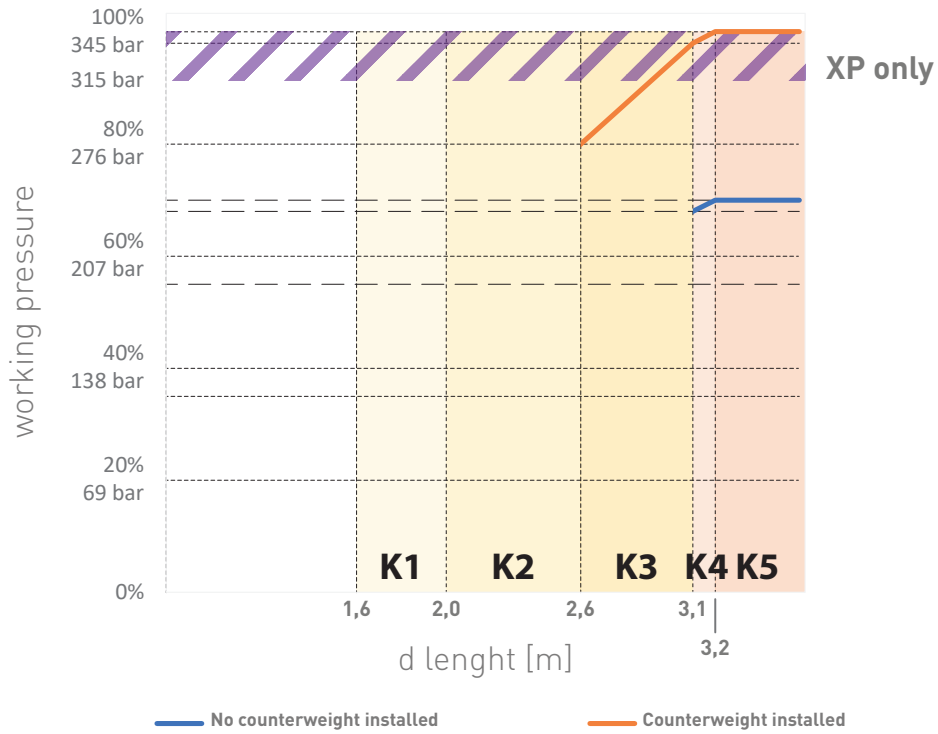


K	d min	d max
K1	1,6 m	2,0 m
K2	2,0 m	2,6 m
K3	2,6 m	3,1 m
K4	3,1 m	3,2 m
K5	3,2 m	-

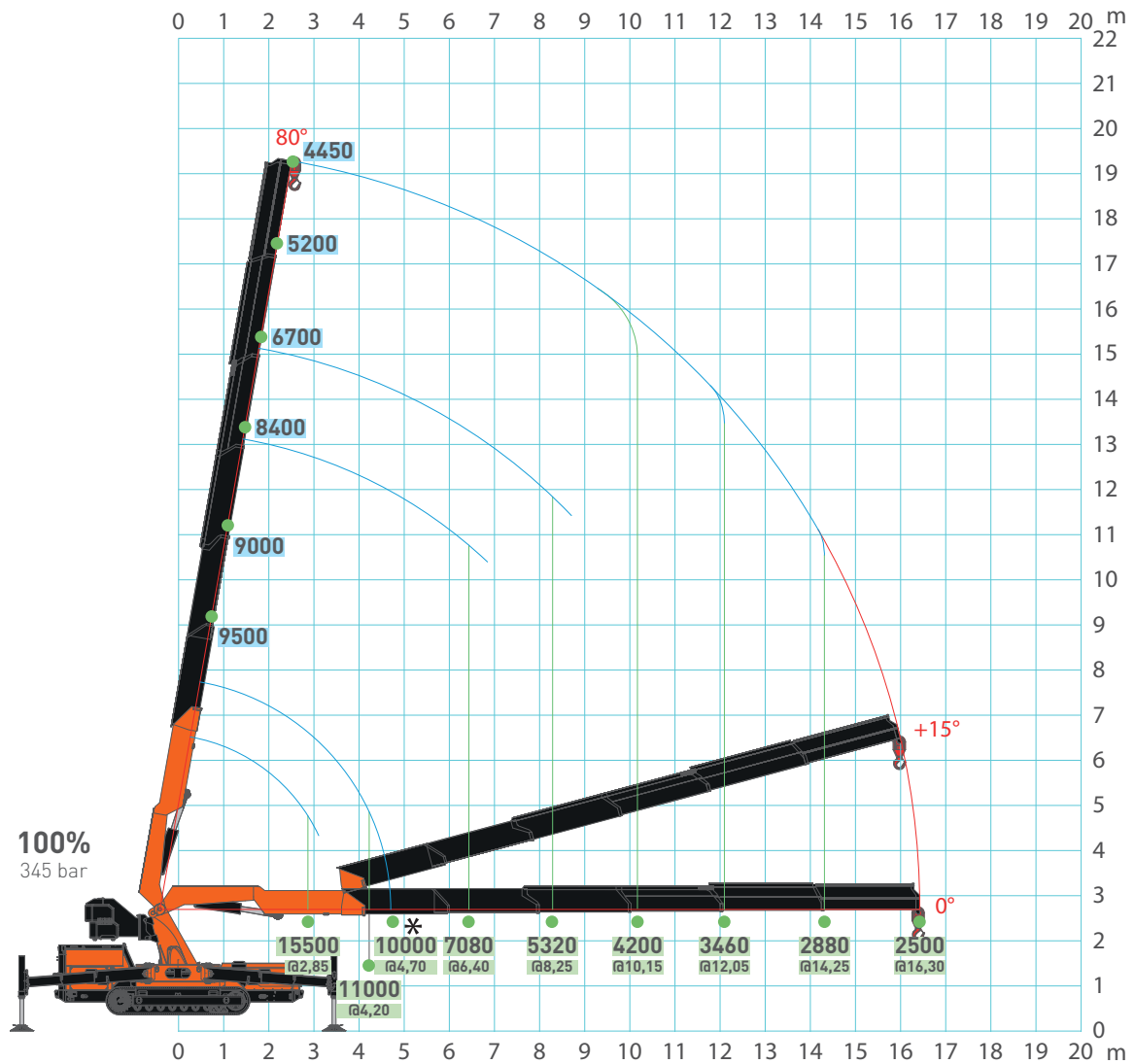
### JF545 - MAIN BOOM



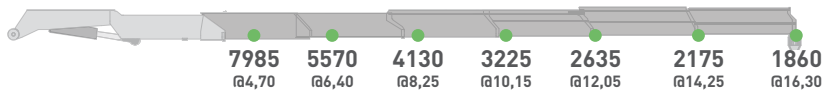
## JF545 - JIB3000.6HA



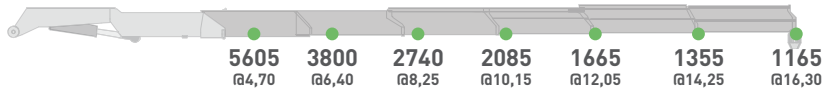
# JF545 - MAIN BOOM



**80%**  
276 bar



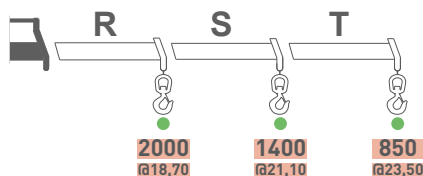
**60%**  
207 bar



**40%**  
138 bar

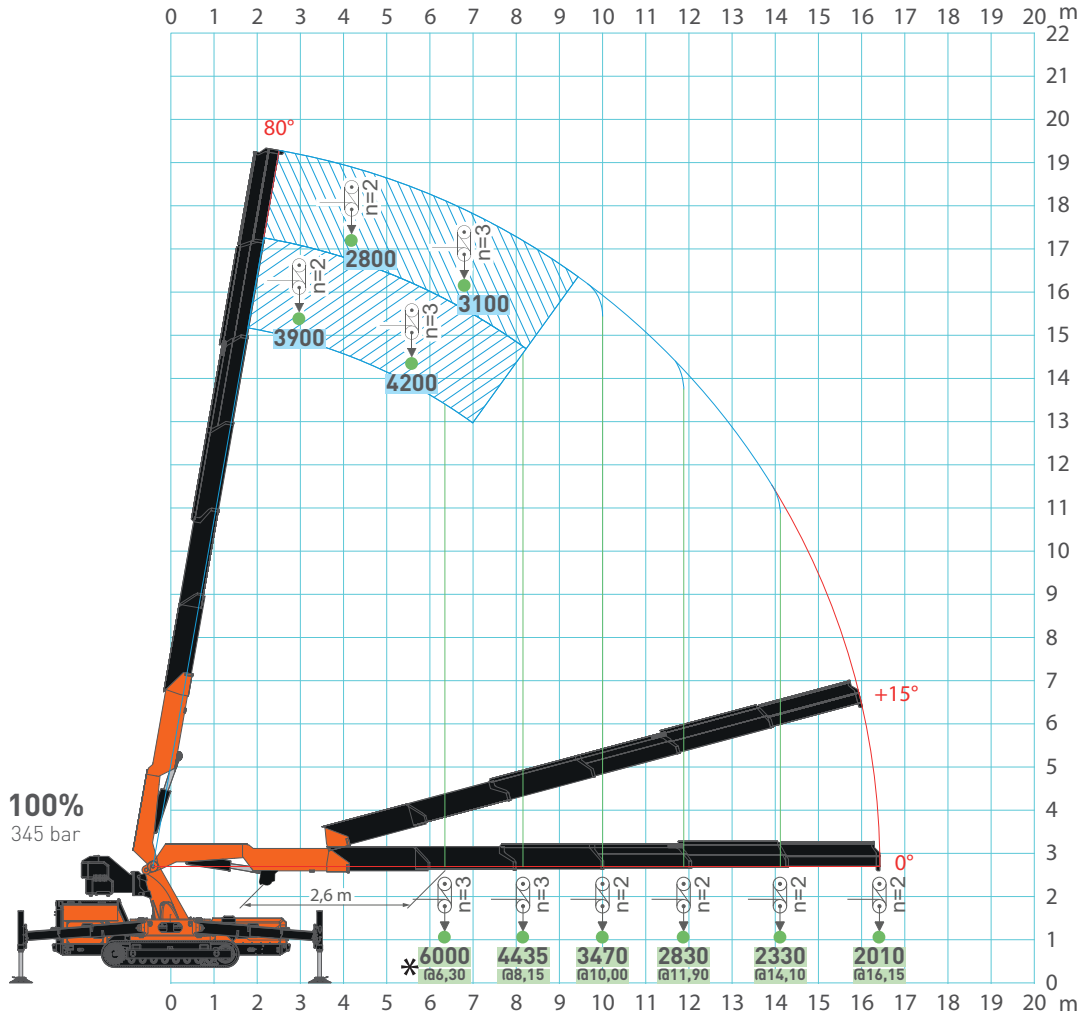


**20%**  
69 bar

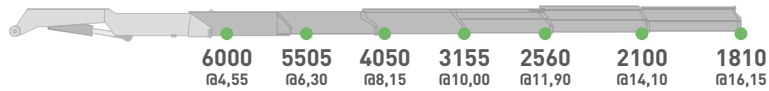


[m] [kg]

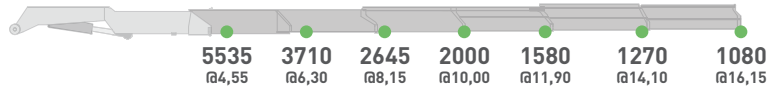
## JF545 - MAIN BOOM



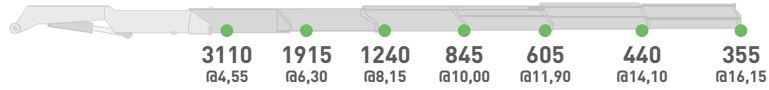
**80%**  
276 bar



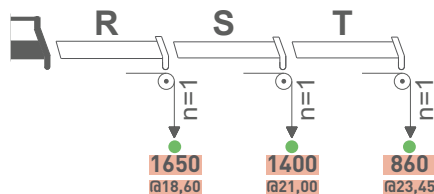
**60%**  
207 bar



**40%**  
138 bar



**20%**  
69 bar



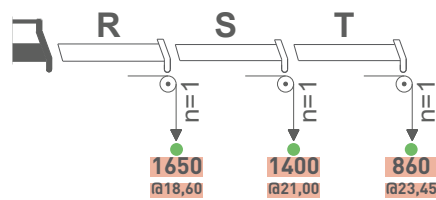
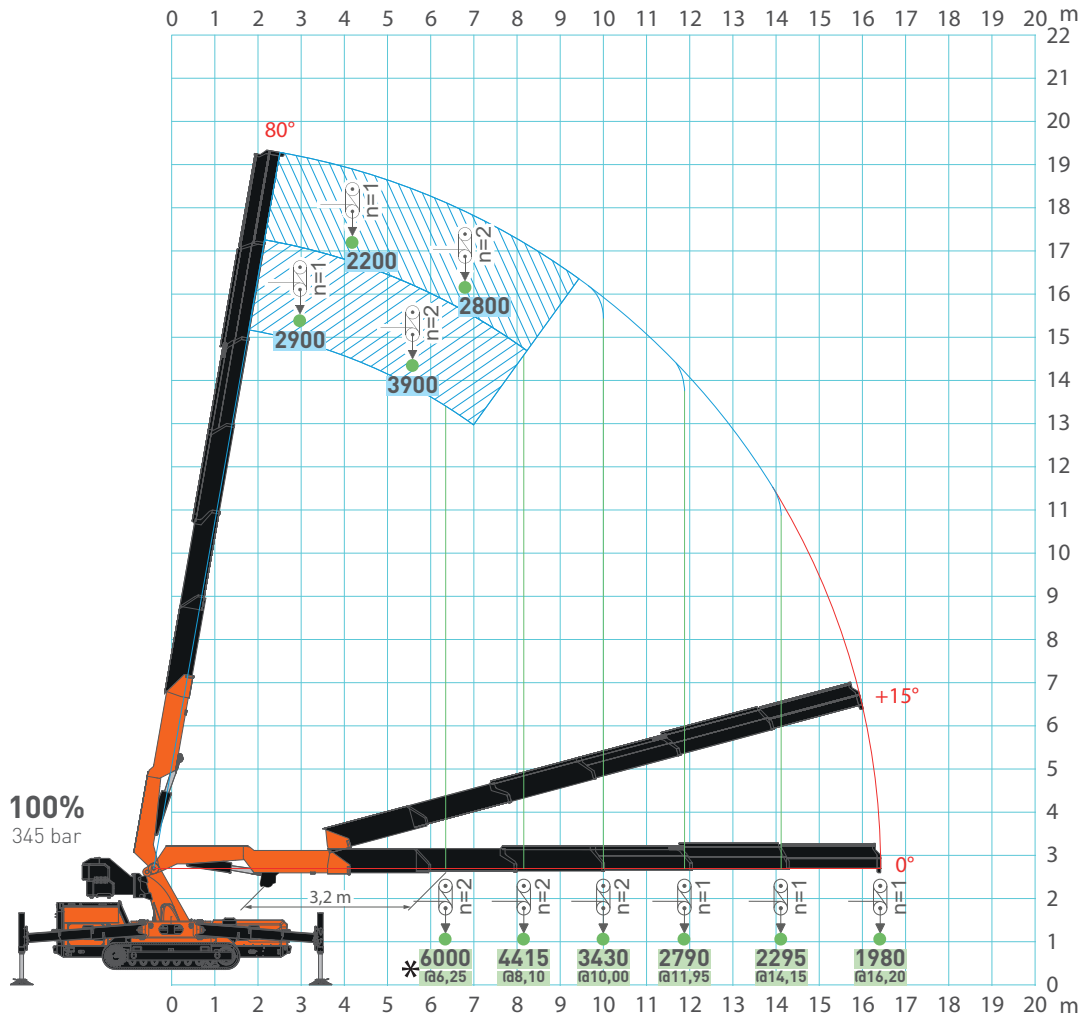
[m] [kg]



# JF545 - MAIN BOOM

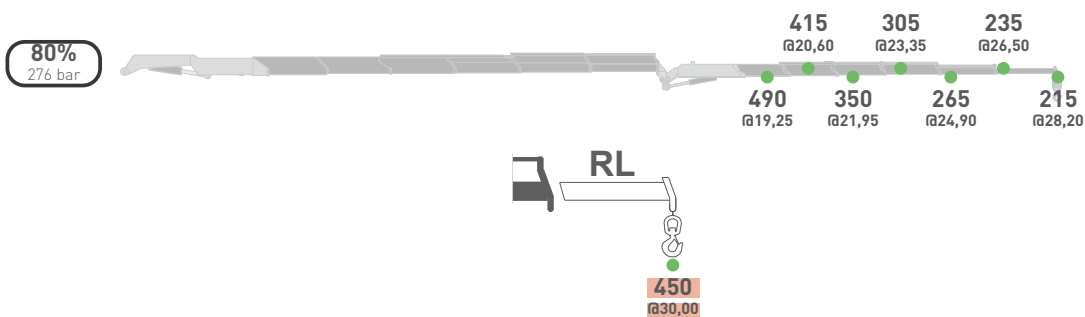
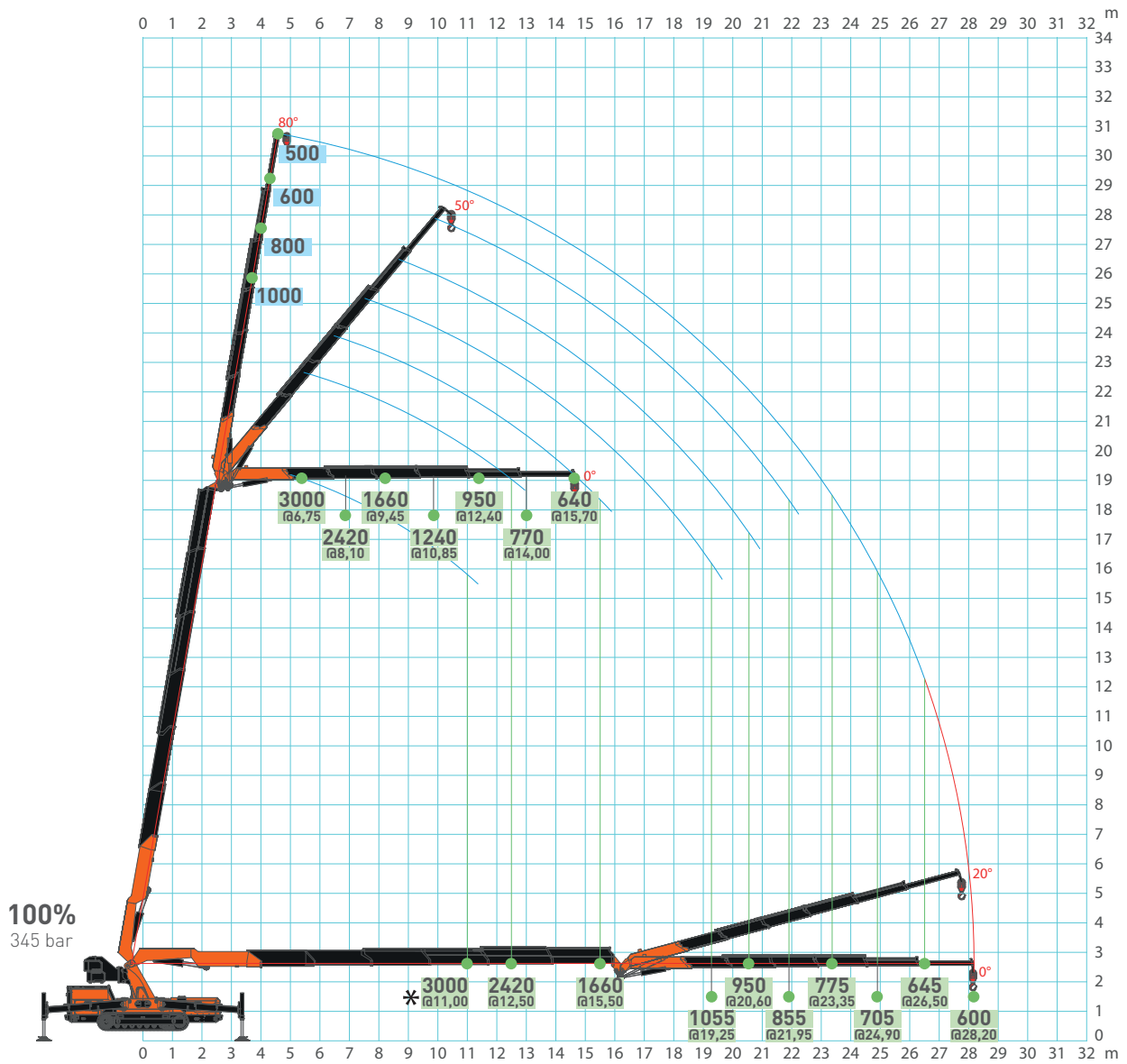


V30



[m] [kg]

## JF545 - JIB3000.6HA



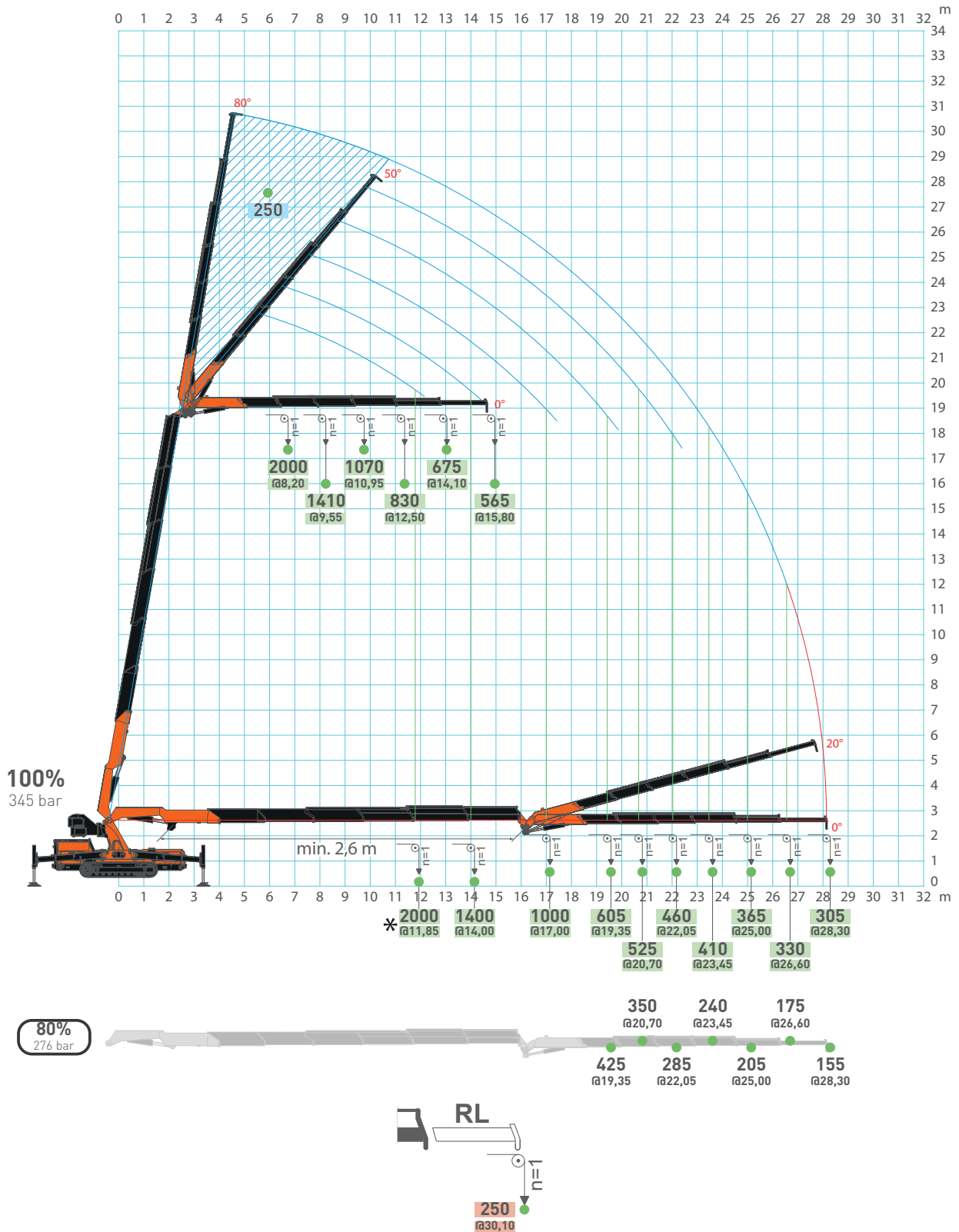
The load chart refers to the crane in deflection condition.

[m] [kg]

### JF545 - JIB3000.6HA



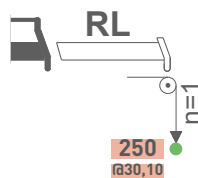
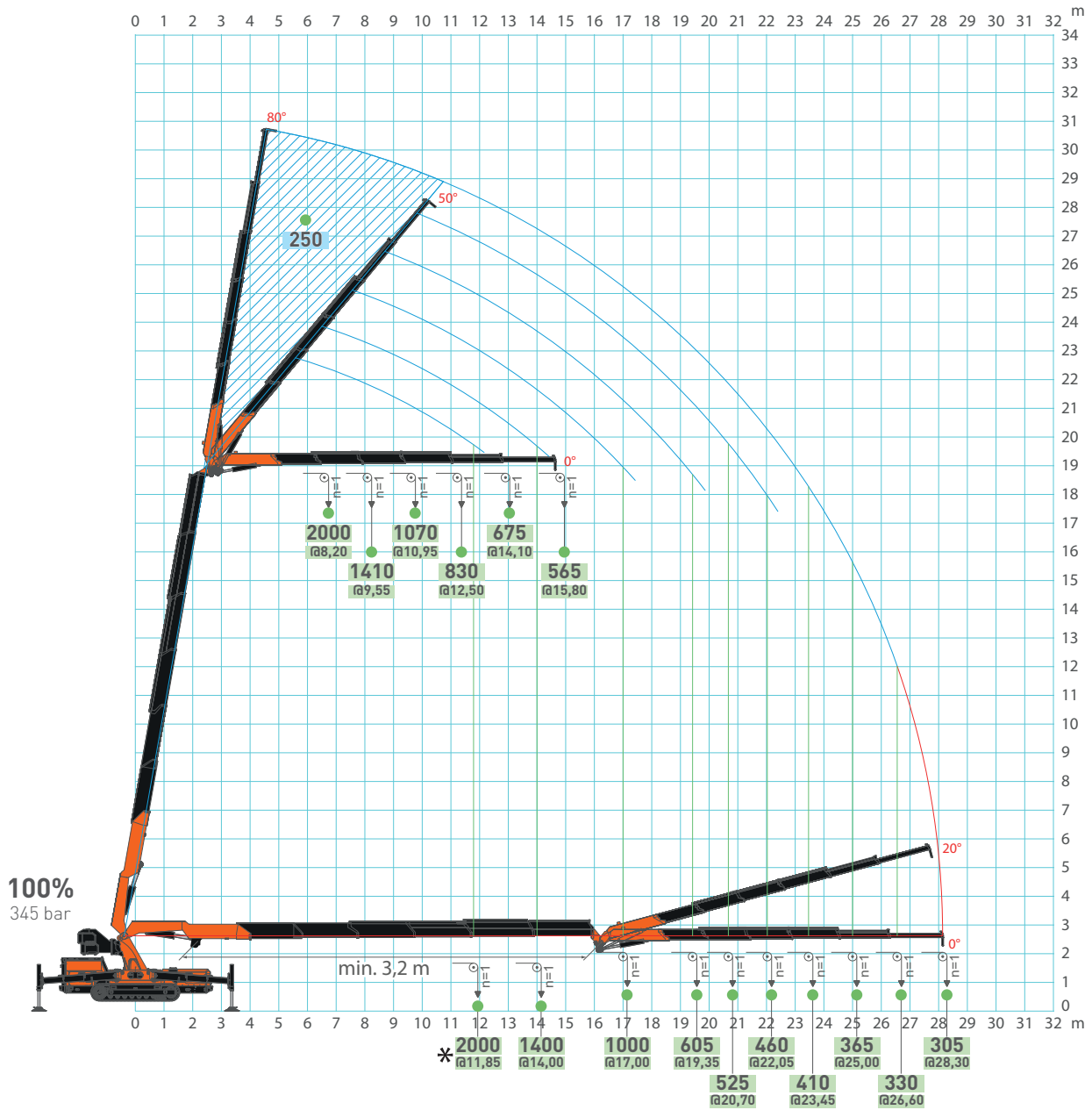
V20



[m] [kg]

The load chart refers to the crane in deflection condition.

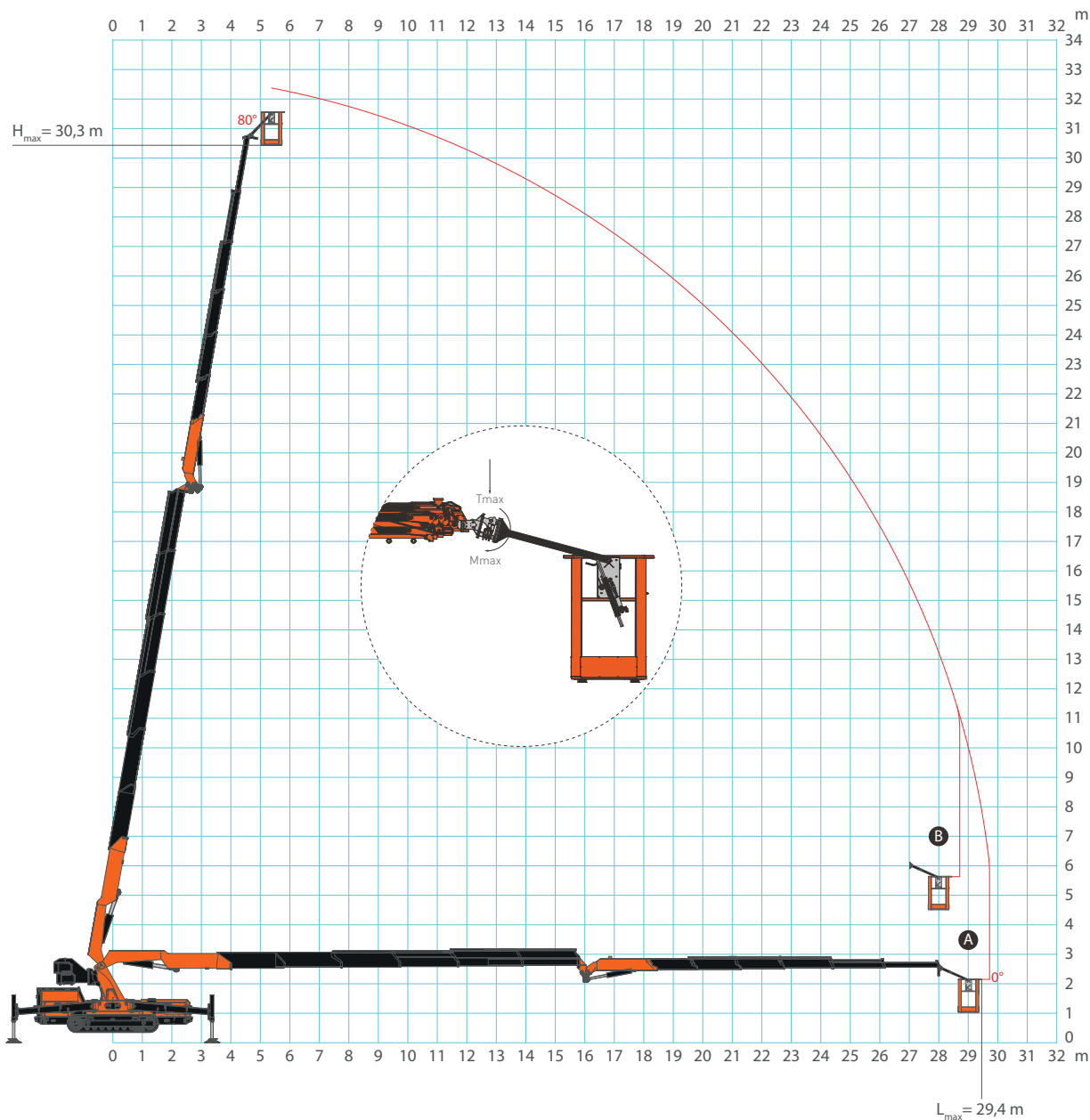
## JF545 - JIB3000.6HA



The load chart refers to the crane in deflection condition.

[m] [kg]

## JF545 - MWP-2PG.JIB3000.6HA



<b>A</b>	PLE	MWP-2PG.JIB3000.6HA	without activation	$P_{max}$	200 kg
<b>B</b>		MWP-2PG.JIB3000.6HA	with activation	$P_{max}$	200 kg

\*: The load chart refers to the crane in deflection condition.

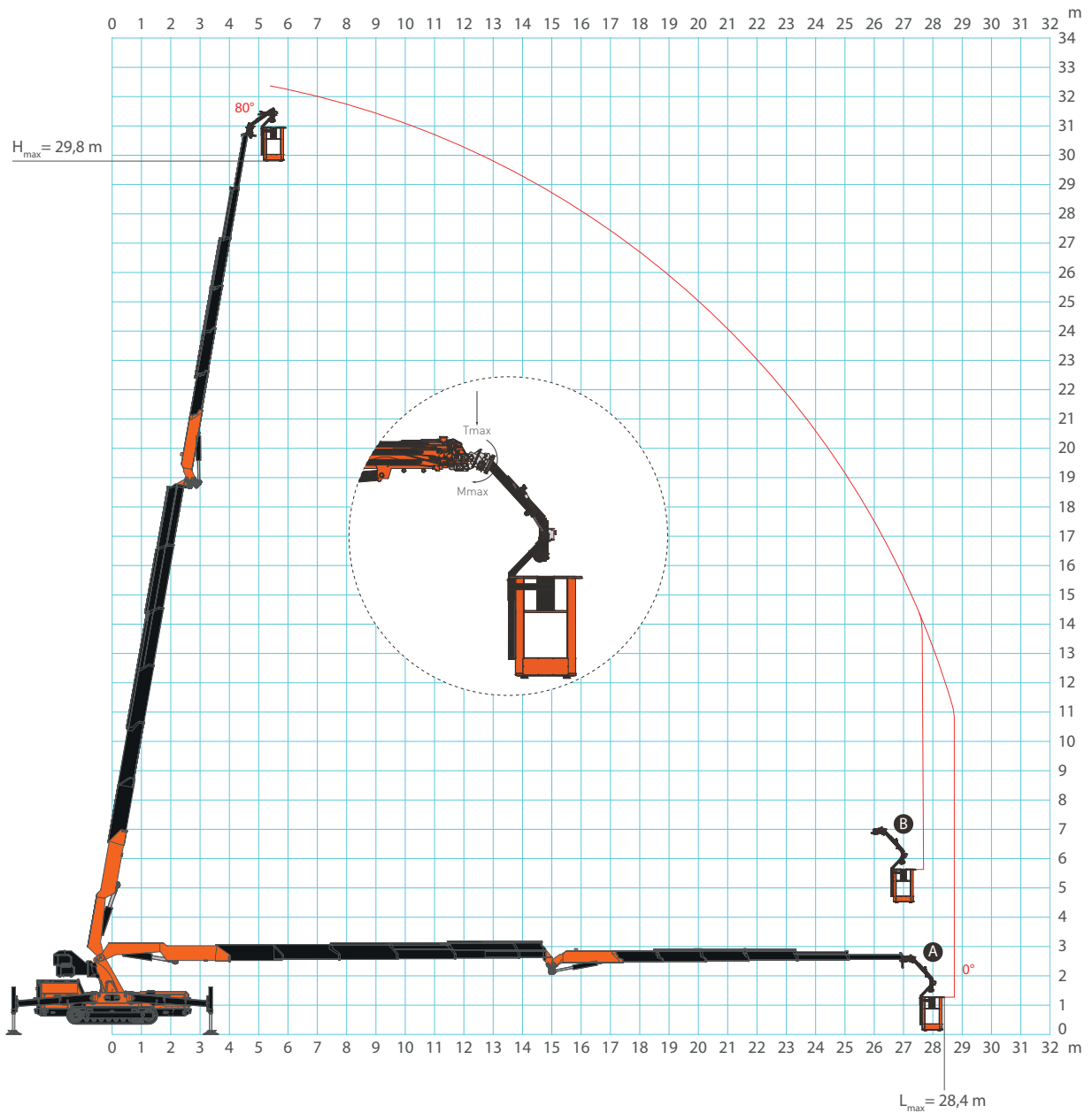
\*\* : The crane is equipped with LMI. The maximum reachable distance may vary by about 1m.

\*\*\*: The maximum reachable distance can be reached by extending the JIB first and then extending the boom.

## JF545 - MWP-2PGR.JIB3000.6HA



V20



<b>A</b>	PLE	MWP-2PGR.JIB3000.6HA	without activation	$P_{max}$	200 kg
<b>B</b>		MWP-2PGR.JIB3000.6HA	with activation	$P_{max}$	200 kg

\*: The load chart refers to the crane in deflection condition.

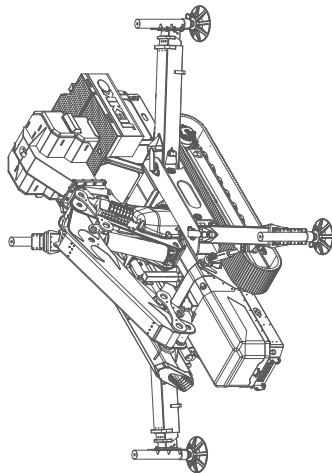
\*\* : The crane is equipped with LMI. The maximum reachable distance may vary by about 1m.

\*\*\*: The maximum reachable distance can be reached by extending the JIB first and then extending the boom.

Jekko s.r.l

Price List 2023.10 - JF Series

# JFS4S



## ACCESSORIES JF545 CDH

**MAN-BASKET**

- MWP-JIB3000.6HA
- MWP-1PG-JIB3000.6HA
- MWP-1PGR-JIB3000.6HA
- MWP-2PG-JIB3000.6HA
- MWP-2PGR-JIB3000.6HA
- MWP-CERT

**JIB & ATTACHMENTS**

- JIB3000.6HA
- JF-HLS2
- PS-JF545
- PS-JFM-JFX
- MOC-JFS/JFM
- MOC-JFS/JFM-2
- ME1-JIB3000.6HA
- MEH-JIB3000.6HA
- HA-JIB3000.6HA

**CRANE OPTIONS**

- W2000-JFM
- W3000-JFM-JFX
- JF-HLS1
- CW-JF545
- TB-JFM
- ME1-JF545.6
- MEH-JF545.6
- WA-JFS/JFM
- HA-JFS/JFM

**CRAWLER OPTIONS**

- PP400.13-JFM
- PP480.13-JFM
- WTP-JF545
- TW-JFM-JFX
- PW10-JF
- HAPW-JFM
- EOC-JF545

**WARRANTY EXTENSION**

- 2YW-JF545
- 3YW-JF545

**COLOR & STICKERS PERSONALIZATION**

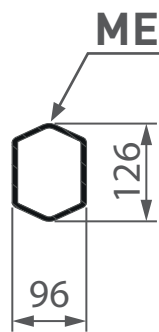
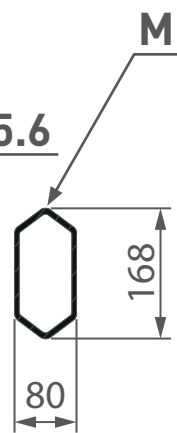
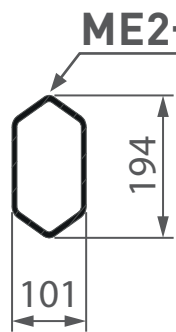
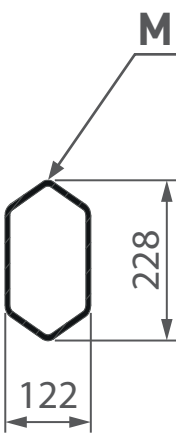
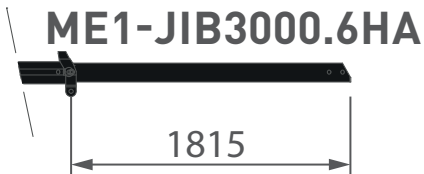
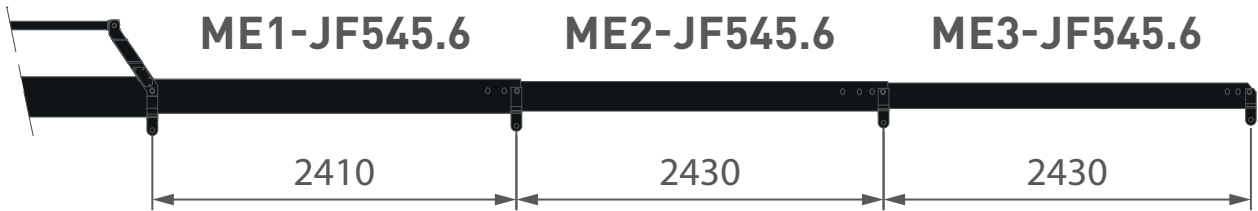
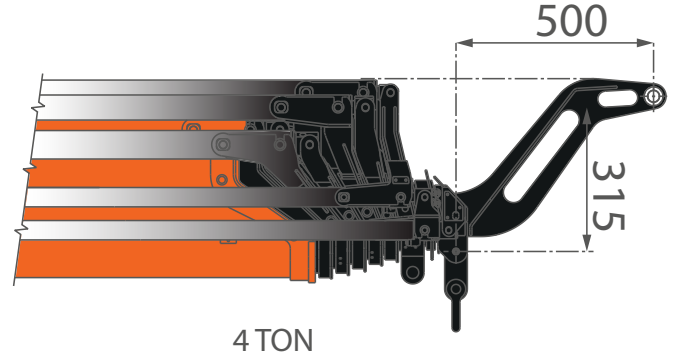
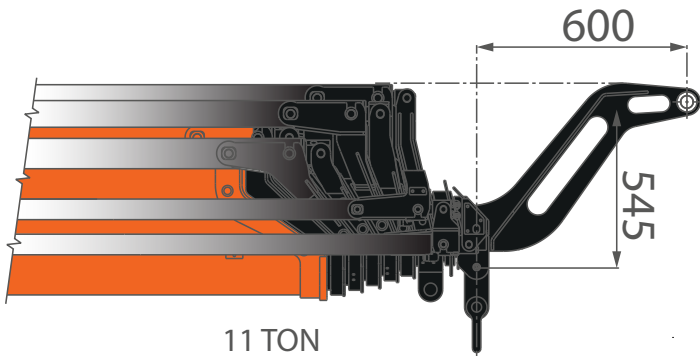
<b>CRANE</b>	<b>CHASSIS</b>	<b>COVERS+ TOOL BOXES</b>	<b>OUTRIGGERS' EXTENSIONS</b>
STANDARD: <input type="checkbox"/> RAL2004 <input type="checkbox"/> PC1	<input type="checkbox"/> RAL2004 <input type="checkbox"/> PC2	<input type="checkbox"/> RAL2004 <input type="checkbox"/> PC3	<input type="checkbox"/> RAL9005 <input type="checkbox"/> PC4
CUSTOM: <input type="checkbox"/> <input type="checkbox"/>	<input type="checkbox"/> <input type="checkbox"/>	<input type="checkbox"/> <input type="checkbox"/>	<input type="checkbox"/> <input type="checkbox"/>

© All rights reserved

## ACCESSORIES FEATURES

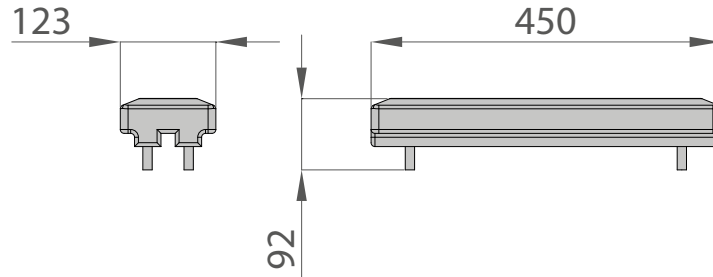
### MEH-JF545.6

### MEH-JIB3000.6HA

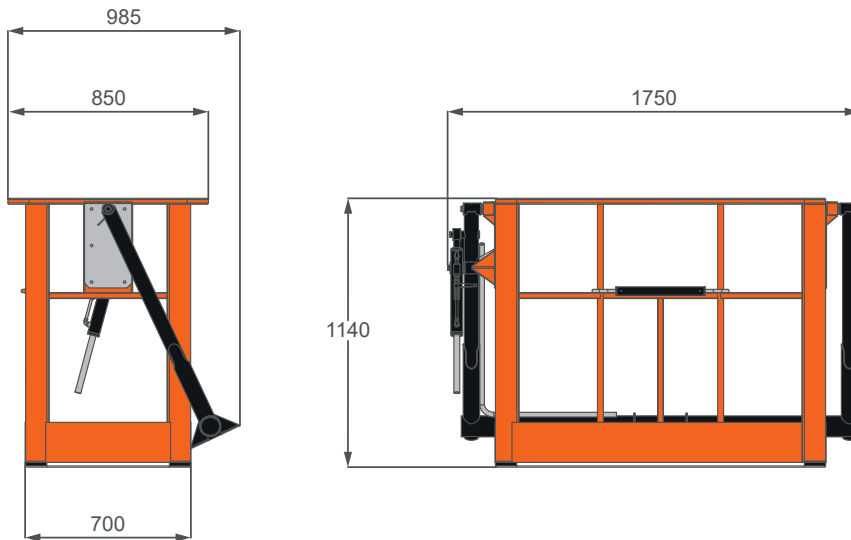




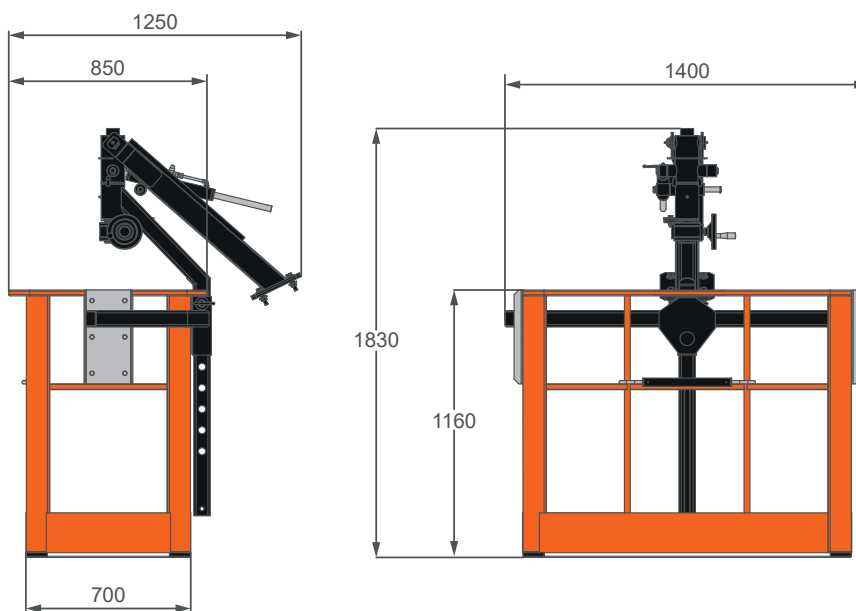
## ACCESSORIES FEATURES WTP-JFM



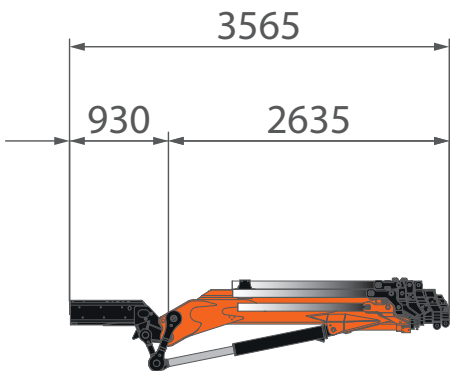
## MWP-2PG.JIB3000.6HA


























## MWP-2PGR.JIB3000.6HA



**ACCESSORIES FEATURES**  
**JIB3000.6HA**



## SYMBOLS

	Counterweight		Engine		Boom Angle		Hydraulic Oil
	Crane		Diesel Fuel		Boom Length		Powerpack
	Travel Speed		Tank		Jib		Outriggers Mats
	Gradeability		Power		Main Winch		Slewing
	Track Load		Outrigger Load		Hook Block		Low Marking Pads
	Maximum Capacity		PLE		Hook		

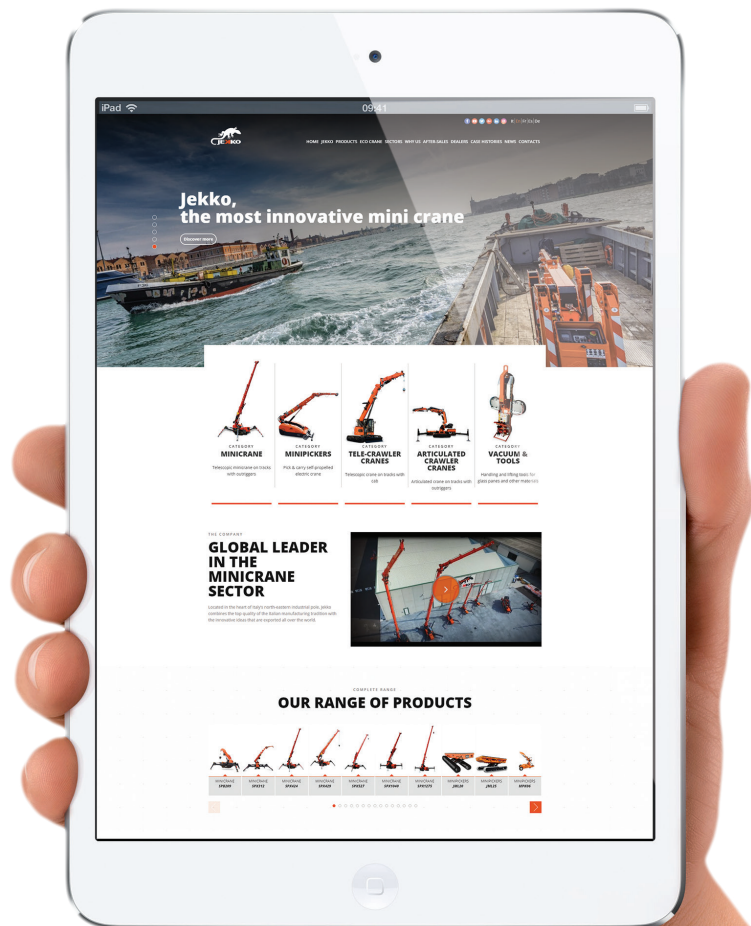
### REMARKS REFERRING TO LOAD CHART

- HC1 HD5 S2 lifting class in hook configuration, whereas HC1 HD4 S2 lifting class in winch configuration, according to **EN12999:2020** standards.
- Lifting capacities are given in kilograms.
- The weight of the hook blocks and hooks is part of the load and therefore it must be deducted from the lifting capacities.
- Working radius are measured from the slewing centre.



**YOUR  
JEKKO  
DEALER**

**EN** All specifications and features herein described can be changed without prior advice. All indicated data are indicative only and are not binding as crane performs differently depending on its use. **IT** Tutte le caratteristiche e le specifiche descritte possono essere soggette a variazioni senza preavviso. Tutti i dati riportati sono forniti a puro titolo informativo e non sono impegnativi dal momento che le prestazioni della macchina variano in funzione dell'utilizzo. **DE** Unangekündigte Änderungen sämtlicher Eigenschaften und Daten sind möglich. Alle Angaben sind Richtwerte und nicht verbindlich da die Leistungen der Vorrichtung von deren Einsatz abhängen. **ES** Todas las características y las especificaciones aquí indicadas pueden ser sujetas a variaciones sin aviso. Se dan todos los datos aquí indicados como simples informaciones. No se consideran como vinculantes, dado que las prestaciones del maquinario pueden variar. **FR** Toutes les caractéristiques et le spécifications descriptives peut être sujet à variation sans préavis. Tout les données rapportés sont fournis à titre informatif et ne sont pas engager au moment que la prestation de la machine change en fonction de l'emploi.



  
[www.jekko-cranes.com](http://www.jekko-cranes.com)

Visit [jekko-cranes.com](http://jekko-cranes.com) to keep in contact with us, discover all the latest news and find out technical details of all our products.



**Jekko s.r.l.**

Via Campardone, 1 - 31014 Colle Umberto (TV) - Italy  
info@jekko.it - www.jekko-cranes.com

14.03.2024 | Rev3.0

SERIAL NUMBER: