

# JF235

DIESEL BI-ENERGY



Lifting capacity

6150 kg



Max tip height

25,0 m



Dimensions (l x w x h)

4910 x 1600 x 2490 mm



Powered by

Bi-Energy

Diesel + Electric Power Pack



Weight

9780 kg



EN [m - kg]



# FEATURES



## 3 BOOM ARTICULATIONS

- Higher boom versatility
- Pass-over obstacles
- Negative angle operation

## VERSATILE STABILITY CONFIGURATIONS

- Stepless outriggers rotation 0°/45°
- Stepless telescopic outriggers extension
- Adjustable outriggers height
- Asymmetric configuration
- Self-levelling



## ENDLESS CRANE CONFIGURATIONS

- **Hook** - 6150 kg capacity
- **Winch**
  - 1500 kg capacity single fall / 3000 kg 2 falls
  - 40 m rope
- **Hydraulic jib** - 2075 kg capacity
  - Hook or winch mode
  - 11,0 m length fully extended
  - Hydraulic lines for tools
- **Independent hydraulic tools** - Easy connection for any tool



## DIESEL BI-ENERGY POWERED

- **Diesel engine:** 44 kW Kubota
  - Variable Speed Engine Management: low consumption, low noise, faster crane movements
  - Eco/Normal/Power working modes
  - DPF filter with automatic management
- **Electric Power Pack \***
  - On board motor: 100% electric operation
  - Emission-free and noise-free indoor operation
  - Threephase motors for every Country



## MAN BASKET

- Up to 25,3 m height
- Single or two people
- Self-levelling, rotation and height adjustment
- Aluminium, steel or fiberglass
- EN280 certified



## J-LINK POWERED BY TRACKUNIT\*

- Remote fleet monitoring and diagnostics
- Built-in or retrofit on existing units



\*Optional



## INTUITIVE USER INTERFACE

### Radio control

- Optimized usability
- Improved layout

### Touch display

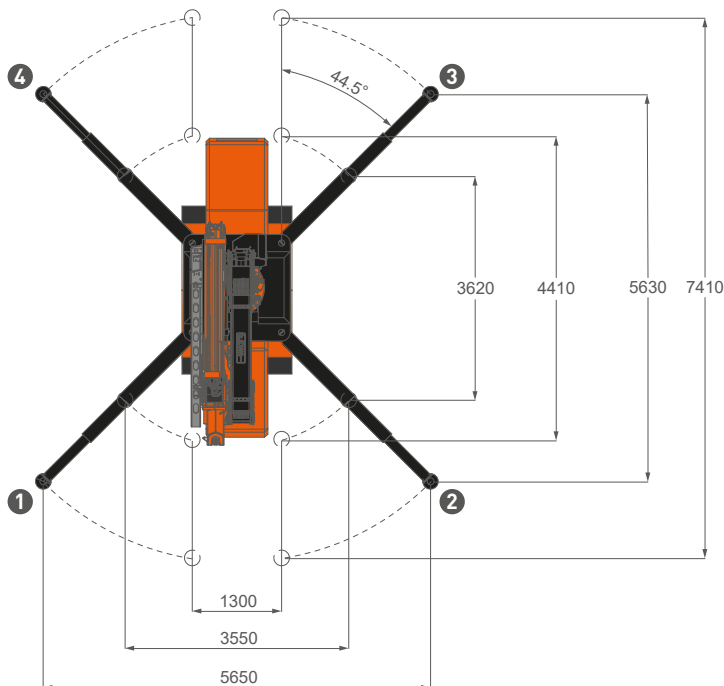
- 7" IP66 heavy duty
- Live stability area
- Crane assistant onboard
- Self-diagnostics & troubleshooting

## EASY TRANSPORT



**DIMENSIONS** (mm)

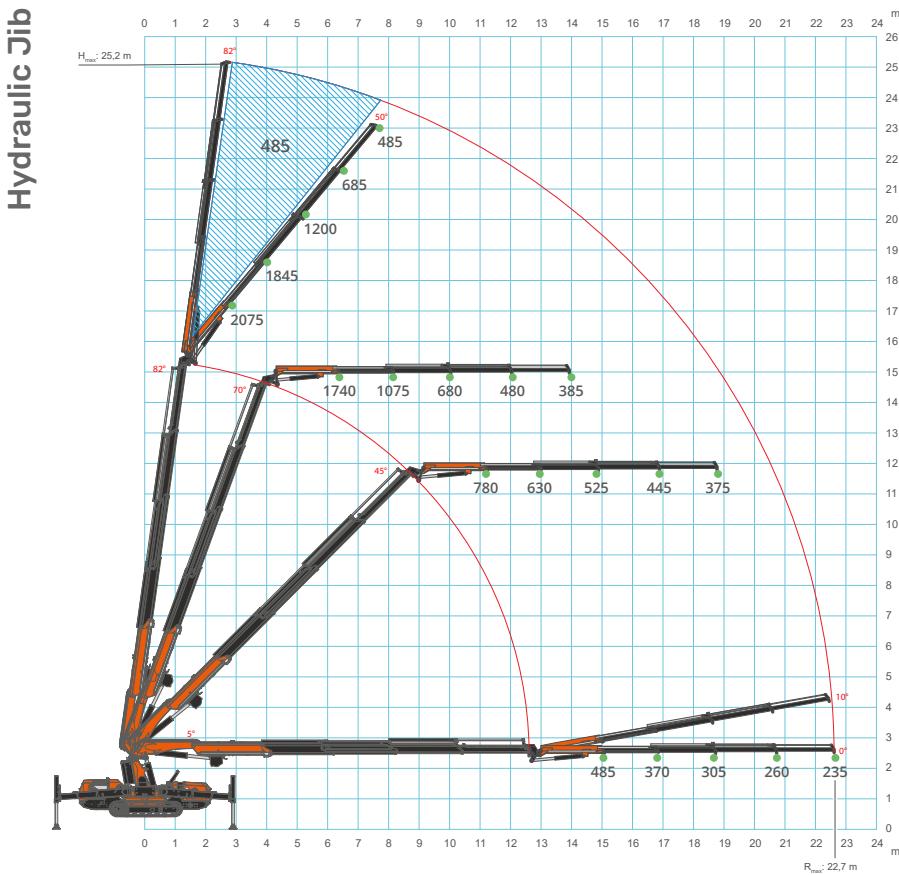
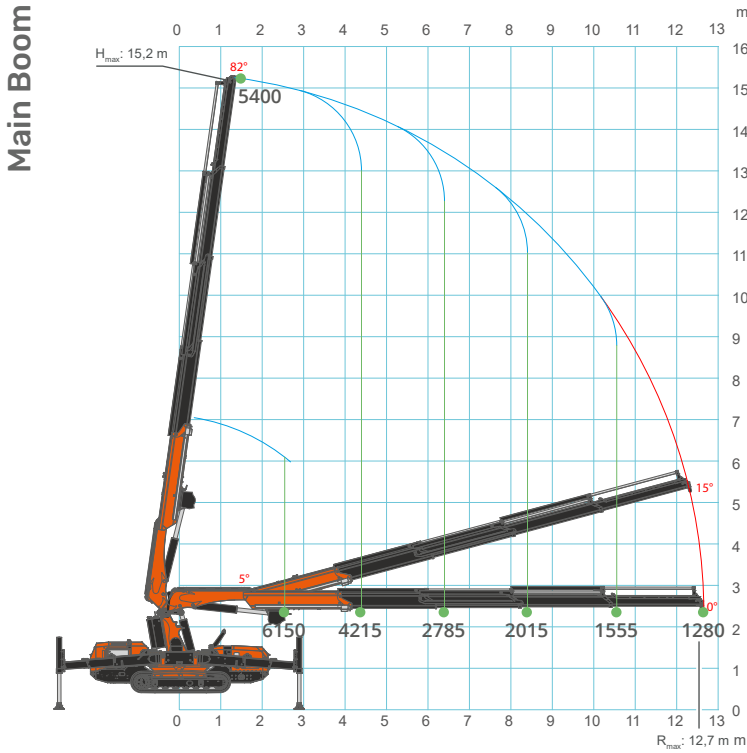
**STABILITY AREA** (mm)



## COMPACT FOOTPRINT



# LOAD CHARTS



# TOOLS AVAILABLE

## HYDRAULIC JIB 2075 kg SWL



## MAN BASKET 1 or 2 people



## GLASS MANIPULATOR 800 kg SWL - JVM800R



## SEARCHER HOOK 5500 kg SWL



## MECHANICAL EXTENSIONS



**JF235**  
DIESEL BI-ENERGY

Jekko s.r.l. • [info@jekko.it](mailto:info@jekko.it) • [www.jekko-cranes.com](http://www.jekko-cranes.com)

Specifications are subject to change without notice.

All data provided is for reference purposes only and is not legally binding.