

# JF1050

DIESEL BI-ENERGY



Lifting capacity

**22000 kg**



Max tip height

**34,5 m**



Dimensions (l x w x h)

**6750 x 2140 x 3470 mm**



Powered by

**Bi-Energy**

Diesel + Electric Power Pack



Weight

**22700 + 3000 + 2000 kg**



EN [m - kg]



# FEATURES



## 3 BOOM ARTICULATIONS

- Higher boom versatility
- Pass-over obstacles
- Negative angle operation

## HIGH PERFORMANCES

- Boom X-Design decagonal section
- Improved loading performances

### INTUITIVE USER INTERFACE

#### Radio control

- Optimized usability
- Improved layout

#### Intuitive touch display: 7" IP66 heavy-duty

- Live stability area
- Onboard crane assistant
- Self-diagnostics & troubleshooting



### DIESEL BI-ENERGY POWERED

#### Diesel engine: 55 kW Deutz

- Variable Speed Engine Management: low consumption, low noise, faster crane movements
- DPF filter with automatic management

#### Electric Power Pack \*

- On board motor: 100% electric operation
- Emission-free and noise-free indoor operation
- Three-phase motors for every Country



### ENDLESS CRANE CONFIGURATIONS

#### Hook - 22000 kg capacity

#### Winch

- 3000 kg capacity single fall / 9000 kg 3 falls
- 60 m rope

#### Hydraulic jib - 6500 kg capacity

- Hook or winch mode
- 12,5 m length fully extended
- Hydraulic lines for tools

#### Independent hydraulic tools - Easy connection for any tool

- Stepless outriggers rotation 0°/45°
- Stepless telescopic outriggers extension
- Adjustable outriggers height
- Asymmetric configuration



### VERSATILE STABILITY CONFIGURATIONS

### MAN BASKET

- Up to 34,7 m height
- Single or two people
- Self-levelling, rotation and height adjustment
- Aluminium, steel or fiberglass
- EN280 certified



### J-LINK POWERED BY TRACKUNIT\*

- Remote fleet monitoring and diagnostics
- Built-in or retrofit on existing units



J-Link




\*Optional



## SELF REMOVABLE COUNTERWEIGHT

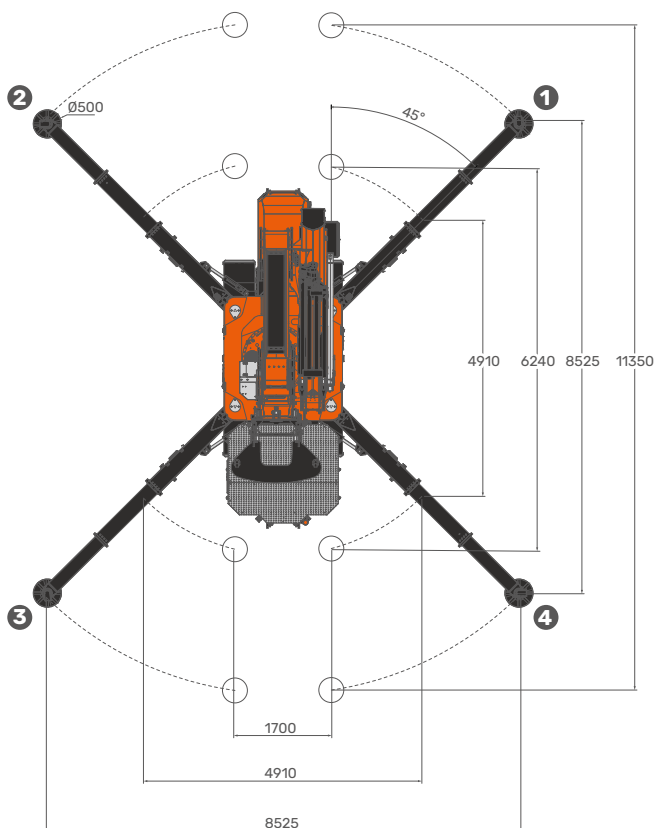
- 2 modules: 3 + 2 tons
- Easy crane transport

## EASY TRANSPORT



**DIMENSIONS** (mm)

**STABILITY AREA** (mm)

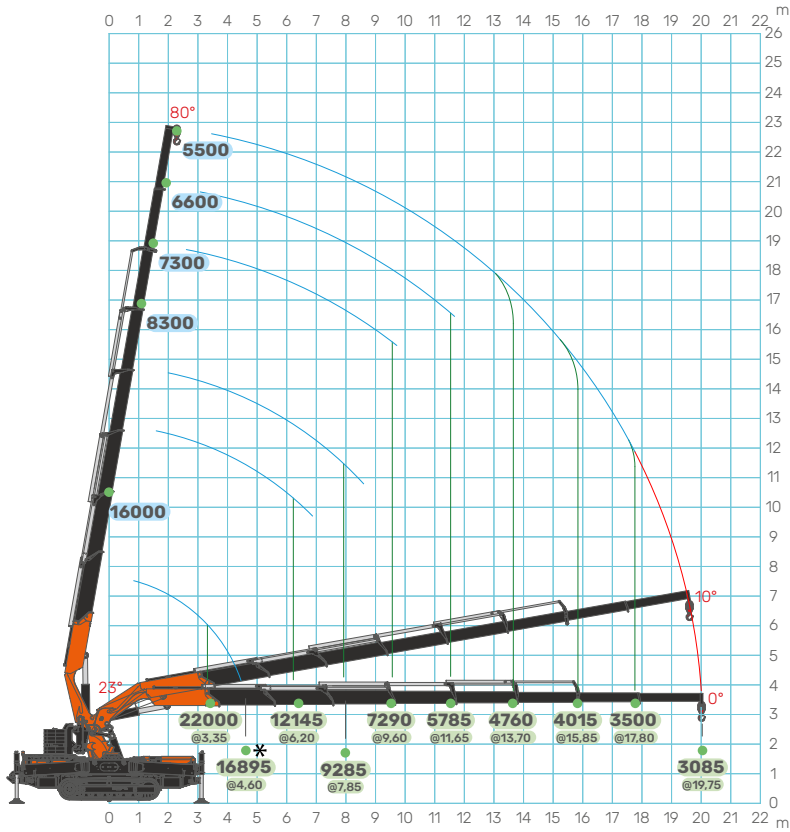


## COMPACT FOOTPRINT

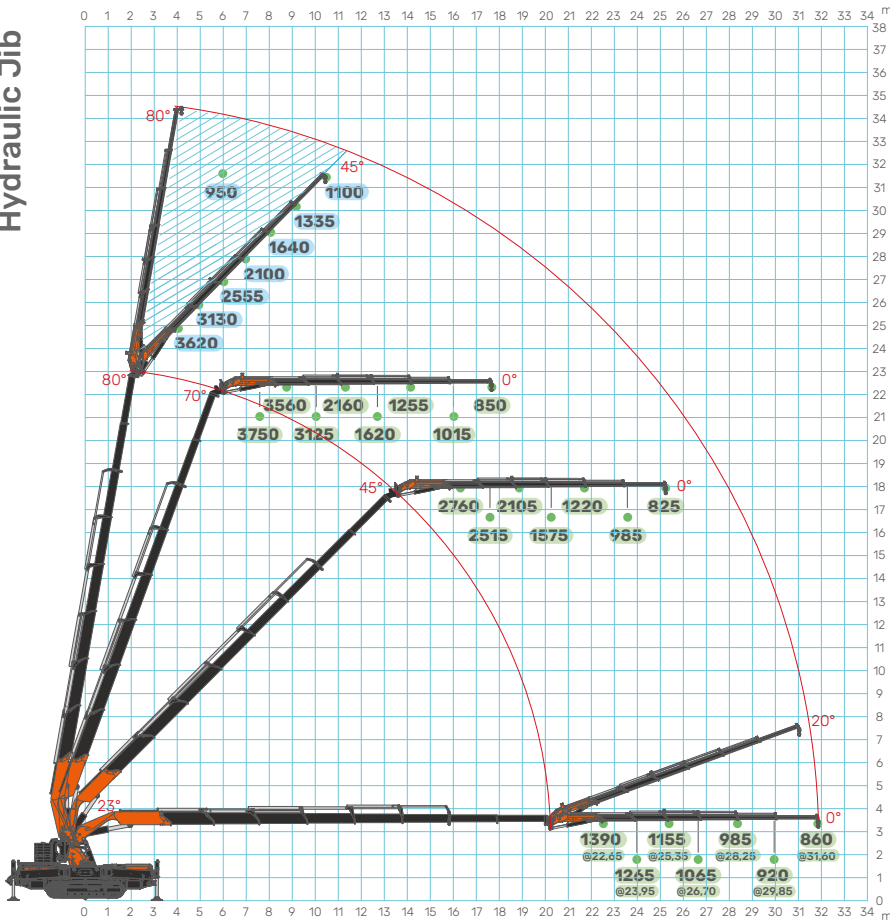


# LOAD CHARTS

Main Boom



Hydraulic Jib



# TOOLS AVAILABLE

## HYDRAULIC JIB 6500 kg SWL



## MAN BASKET 1 or 2 people



## GLASS MANIPULATOR 800 kg SWL - JVM800R



## SEARCHER HOOK 16000 kg SWL



## MECHANICAL EXTENSIONS



**JF1050**  
DIESEL BI-ENERGY

Jekko s.r.l. • [info@jekko.it](mailto:info@jekko.it) • [www.jekko-cranes.com](http://www.jekko-cranes.com)

Specifications are subject to change without notice.

All data provided is for reference purposes only and is not legally binding.