

# SPX532.2

LITHIUM BATTERY



Lifting capacity

**3200 kg**



Max tip height

**17,0 m**



L x W x H

Dimensions (l x w x h)

**3140 x 760 x 1990 mm**



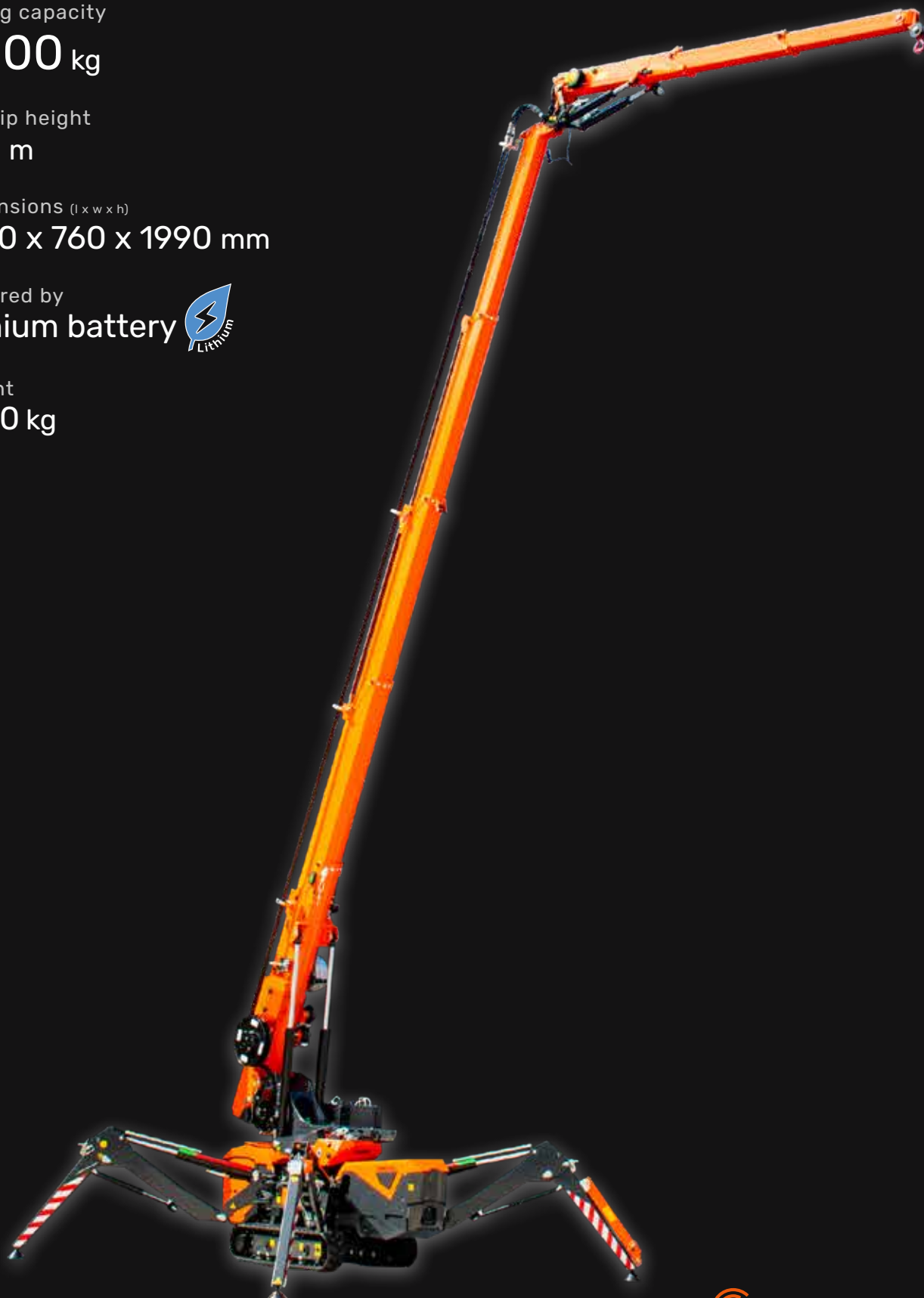
Powered by

**Lithium battery**



Weight

**2750 kg**



EN [m - kg]



# FEATURES



## INTUITIVE USER INTERFACE

### Radio control

- Optimized usability
- Improved layout

### Touch display

- 7" IP66 heavy duty
- Live load-chart and stability area
- Crane assistant onboard
- Self-diagnostics & troubleshooting

## LITHIUM BATTERY POWERED

- Indoor operation, emission free
- Maintenance free
- Runtime over 1 workday
- On board 110/230V fast charger: 0-80% in 3 h (110V: 4:30 h)
- Adjustable charging current
- Work while charging



## ENDLESS CRANE CONFIGURATIONS

- Hook** - Fast hook/winch switch
- Winch**: 80 m rope
- 800 kg capacity single fall / 3200 kg 4 falls
- Hydraulic jib** - 1000 kg SWL
- Hook or winch
- +16/-80° angle, up to 5,1 m length
- Unique self-installation system
- Tools**: Plug&Play connection



## PICK & CARRY

- Up to 400 kg lifting capacity
- 360° turrett rotation
- Extendable crawler for improved driving



## ACCURATE LOAD HANDLING

- Dynamic load sway control
- Automatic speed adjustment to ensure smooth and precise manoeuvres
- Automatic movement limitation to maximise safety
- Components engineered to maximise stiffness and load stability



## SAFETY SYSTEMS

- Full LMI system
- Anti crash system
- Feedback on display



## J-LINK POWERED BY TRACKUNIT\*

- Remote fleet monitoring and diagnostics
- Built-in or retrofit on existing units





## HIGH LIFTING CAPACITY IN REDUCED STABILITY


- Optimal lifting capacity/footprint ratio
- Optimized weight distribution

### SINGLE DOORWAY

- Precise and easy to drive
- Non-marking white tracks for indoor\*

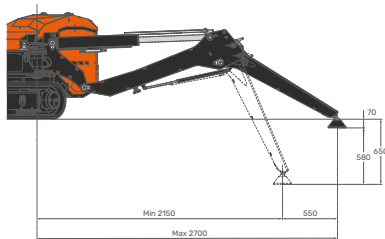


### SINGLE DOORWAY (800)

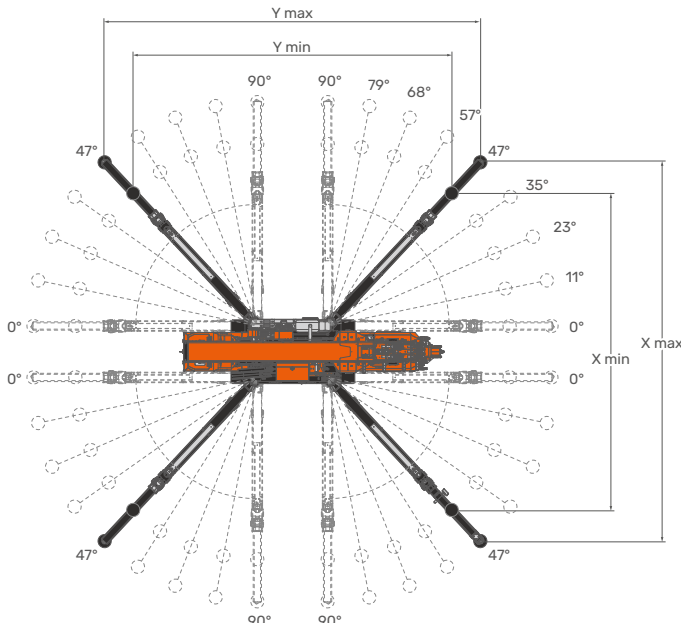


(mm)

## DIMENSIONS



## STABILITY AREA (mm)



MIN		
	X <sub>min</sub>	Y <sub>min</sub>
0°	620	5150
11°	1500	5060
23°	2330	4800
35°	3100	4360
47°	3760	3780
57°	4260	3140
68°	4620	2450
79°	4840	1650
90°	4920	850

MAX		
	X <sub>max</sub>	Y <sub>max</sub>
0°	620	6250
11°	1720	6140
23°	2770	5800
35°	3730	5260
47°	4570	4530
57°	5190	3730
68°	5640	2830
79°	5930	1860
90°	6020	850

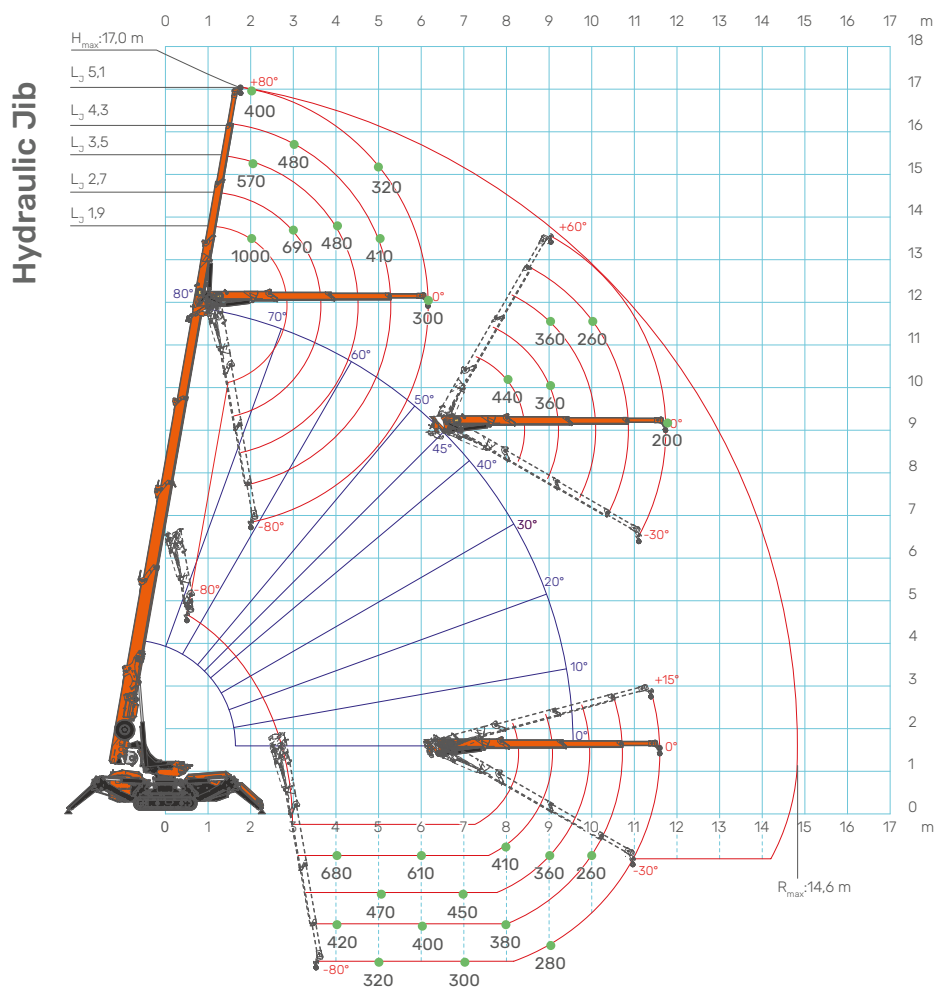
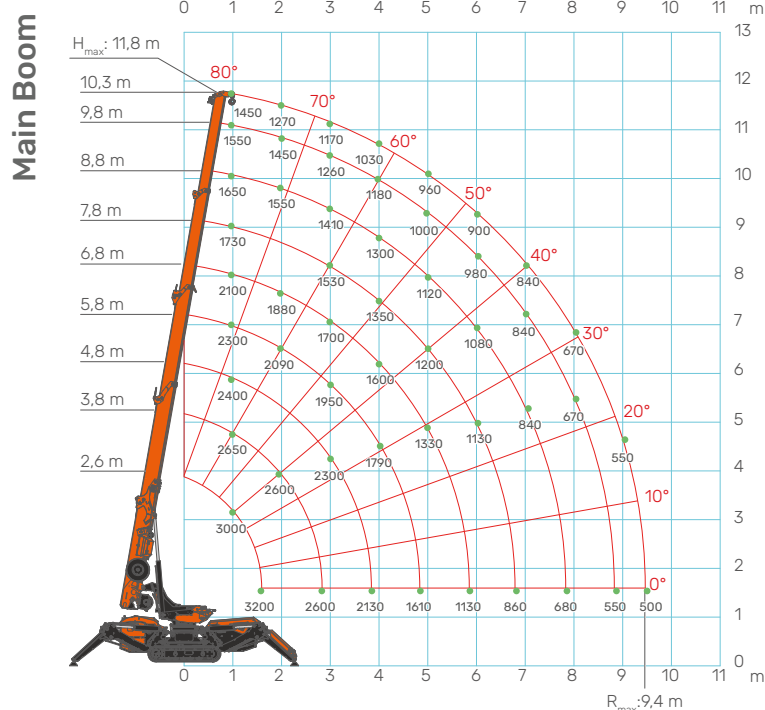
### COMPACT FOOTPRINT

- 9 outriggers steps 0°/90°, independent configuration
- 2 outrigger extensions
- Self-levelling





# LOAD CHARTS



## TOOLS AVAILABLE

### HYDRAULIC JIB

1000 kg SWL



### SEARCHER HOOK

1200 kg SWL



### BEAM/PIPE MANIPULATOR

500 kg SWL - JIB500GR



### GLASS MANIPULATOR

800 kg SWL - JVM800R



**SPX532.2**  
LITHIUM BATTERY

Jekko s.r.l. • [info@jekko.it](mailto:info@jekko.it) • [www.jekko-cranes.com](http://www.jekko-cranes.com)

Specifications are subject to change without notice.

All data provided is for reference purposes only and is not legally binding.